

# cotswold

---

Chest  
5 Drawers



# cotswold

## Chest 5 Drawers

Evoking a sense of stately country grace, the gently radiused corners, overlay door and drawer design and OG edging make the Cotswold Collection ideal for use in resident rooms. Bead board inlays provide an elegant detail. This collection is available in a wide array of wood-grained finishes.



Model: COCH50  
25W 19D 46.75H

### Features



#### Durable Finish

Kwalu's proprietary finish doesn't have any of the drawbacks of wood. The finish is moisture impervious, easy to clean and maintenance-free.




#### Chamfered Frames

The raised overlay over the bead board design on this collection adds a classic style feature.




#### Drawers

Are constructed with both dowel and mechanical fasteners for additional strength. 100lb static and dynamic load Euro Drawer Slides allow for easy opening and closing.



#### Other Chest Styles

Cotswold chest styles include 3, 4, 5 and 6 drawer versions.



#### Hardware

Choose from dozens of hardware styles, including ADA compliant options.



#### 10 Year Warranty

We offer a 10 Year Performance Warranty on both construction and finish, so the product is guaranteed to stay looking like new for 10 years.


### Statement of Line



**COCH30**  
25W 19D 30H



**COCH30W**  
31.5W 19D 30H



**COCH40W**  
31.5W 19D 36H



**COCH50**  
25W 19D 46.75H



**CODR60**  
48.5W 19D 30H

**kwalu** | Furnishing the Future™

6160 Peachtree Dunwoody Rd. Building C, Atlanta, GA 30328

1-877-MY-KWALU [kwalu.com](http://kwalu.com)

